



redhat.

# ANSIBLE TOWER 3.2

## Premiers pas

Michael Lessard

Architecte de solutions sénior

Novembre 2017

# Configuration des credentials



SETTINGS

**ORGANIZATIONS**  
Group all of your content to manage permissions across departments in your company.

**USERS**  
Allow others to sign into Tower and own the content they create.

**TEAMS**  
Split up your organization to associate content and control permissions for groups.

**CREDENTIALS**  
Add passwords, SSH keys, and other credentials to use when launching jobs against machines, or when syncing inventories or projects.



**CREDENTIAL TYPES**  
Create custom credential types to be used for authenticating to network hosts and cloud sources

**MANAGEMENT JOBS**  
Manage the cleanup of old job history, activity streams, data marked for deletion, and system tracking info.

**INVENTORY SCRIPTS**  
Create and edit scripts to dynamically load hosts from any source.

**NOTIFICATIONS**  
Create templates for sending notifications with Email, HipChat, Slack, and SMS.

**INSTANCE GROUPS**  
View list and capacity of Tower instances.

**CONFIGURE TOWER**  
Edit Tower's configuration.

**ABOUT TOWER**  
View information about this version of Ansible Tower.

**VIEW YOUR LICENSE**  
View and edit your license information.

CREDENTIALS 1

 [+ ADD](#)

NAME  Search

NAME <input type="checkbox"/>	DESCRIPTION <input type="checkbox"/>	TYPE	OWNERS	ACTIONS
<a href="#">Demo Credential</a>		Machine	<a href="#">admin</a>	

ITEMS 1-1 OF 1



# Copier la clé ssh

```
[centos@centos1 ~]$ cat .ssh/id_rsa
-----BEGIN RSA PRIVATE KEY-----
MIIEogIBAAKCAQEAyCu/Ztwgd+FN2eQ4CGRcgVzKxbsw/szwVx9jyIHTXvP6FGfG
/I8Aa5RoHx2r+dLcuk+Zp3FwbQjhcDKb1vCutg0VW6U2wkHcO2tGwF86vf04m8NG
Y9ZmgguRfECexRrLnYV208HTGNfY/WJN2r97Qtzt/MmbIM/04vOKiYz3kQIXWR0m
ooN2D7H3f48AWaPlni0ScQwEohX+vk9N+PWHmtsrtkIlyd+Q0ypLRtAJ2ZEF/Yzn
Ftcj1n4yfqK3wZcAqu9cHU8Vzo40x1KpEjhTXGwiAqsJav/cuqcU54zTN+zvligB
7F02w63H8TpiCV/XcubZjP0v1MT5N+3KC3LAKwIDAQABAoIBAADh+IEanWYJ707z
q6+VybakUxyWG7wz6SdpMwZyVB1KFCM85eq9MrJGwELK3bRHUsPbkADmBink7SGS
h49mFk81NZ/m1Zv7sF3utiwo/1hRF9JQBSJxkpgmNukGW+zg1l9GdGSwqR6l7QYJ
...
```

## NEW CREDENTIAL

DETAILS

PERMISSIONS

\* NAME ?

Local

DESCRIPTION ?

Local Machines

ORGANIZATION ?

🔍 SELECT AN ORGANIZATION

\* CREDENTIAL TYPE ?

🔍 Machine

## TYPE DETAILS

USERNAME

centos

PASSWORD

SHOW

.....

 Prompt on launch

SSH PRIVATE KEY HINT: Drag and drop an SSH private key file on the field below.

```
-----BEGIN RSA PRIVATE KEY-----
MIIEpAIBAAKCAQEAmwBQcazeNAnuN62+PTVf14p4rbj1vXCFHQJgrF+LW3JS37nd
3gJyyGMhtz1w+3Vbi4OpuFHKap2Ypm3sH5XPQ4TA4JVb944mQzKD2e/7/qFSM9OR
2ZoF404NKnh3TcmHXsQiGBAVUlnfKh+SN6MnXAiPEhULO4rpAG35x/znLog0zg7O
0C0oFEHAHXHWMudaAdw4b+ZKJ3r2m/utm3lCK9sNy2XGrKrUzSM+vTIAmqlwdjFH
u5aB4/hy/oBluL+AeimuM+OQvkf89Q+1xQDiUiP+JCTztBso7MpWEhDPxfk/L51R
m9FUj5z5r78I943XKgjVUxi+RRclPRvT9r9A3wIDAQBAoIBAHuYwozqTRytnhL
```

PRIVATE KEY PASSPHRASE

SHOW

 Prompt on launch

PRIVILEGE ESCALATION METHOD ?

sudo

PRIVILEGE ESCALATION USERNAME

PRIVILEGE ESCALATION PASSWORD

SHOW

 Prompt on launch

CANCEL

SAVE

# Sources de playbook

# Copier les playbook

```
[centos@centos1 ~]$ cd ansible  
[centos@centos1 ansible]$ sudo mkdir /var/lib/awx/projects/labs  
[centos@centos1 ansible]$ sudo cp * /var/lib/awx/projects/labs  
[centos@centos1 ansible]$ sudo chown awx: -R /var/lib/awx/projects/labs
```

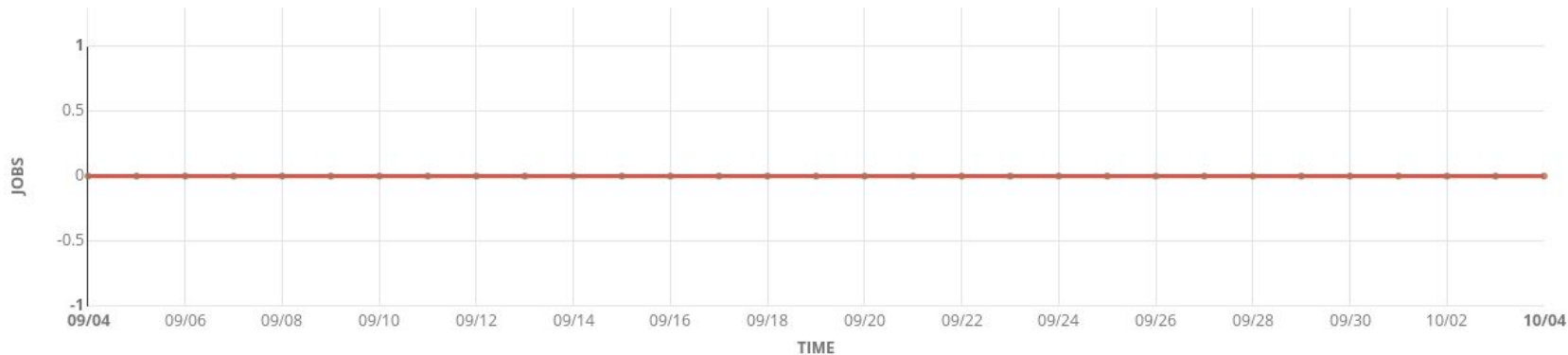




1 HOSTS	0 FAILED HOSTS	1 INVENTORIES	0 INVENTORY SYNC FAILURES	1 PROJECTS	0 PROJECT SYNC FAILURES
------------	-------------------	------------------	------------------------------	---------------	----------------------------

JOB STATUS

PERIOD  JOB TYPE  VIEW




RECENTLY USED JOB TEMPLATES

No job templates were recently used.  
You can create a job template [here](#).

RECENTLY RUN JOBS

No jobs were recently run.



PROJECTS



PROJECTS 1

→ [+ ADD](#)

NAME

NAME <input type="checkbox"/>	TYPE <input type="checkbox"/>	LAST UPDATED	ACTIONS
<a href="#">Demo Project</a>	Git		

ITEMS 1-1 OF 1



## NEW PROJECT



DETAILS

PERMISSIONS

NOTIFICATIONS

\*NAME

Local

DESCRIPTION

Playbook locaux

\*ORGANIZATION

Default

\*SCM TYPE

Manual

PROJECT BASE PATH ⓘ

/var/lib/awx/projects

\*PLAYBOOK DIRECTORY ⓘ

labs

CANCEL

SAVE

PROJECTS 1

+ ADD

NAME Search

NAME

TYPE

LAST UPDATED

ACTIONS

Demo Project

Git



ITEMS 1-1 OF 1

# Inventaire d'hôtes



1

HOSTS

0

FAILED HOSTS

1

INVENTORIES

0

INVENTORY SYNC FAILURES

1

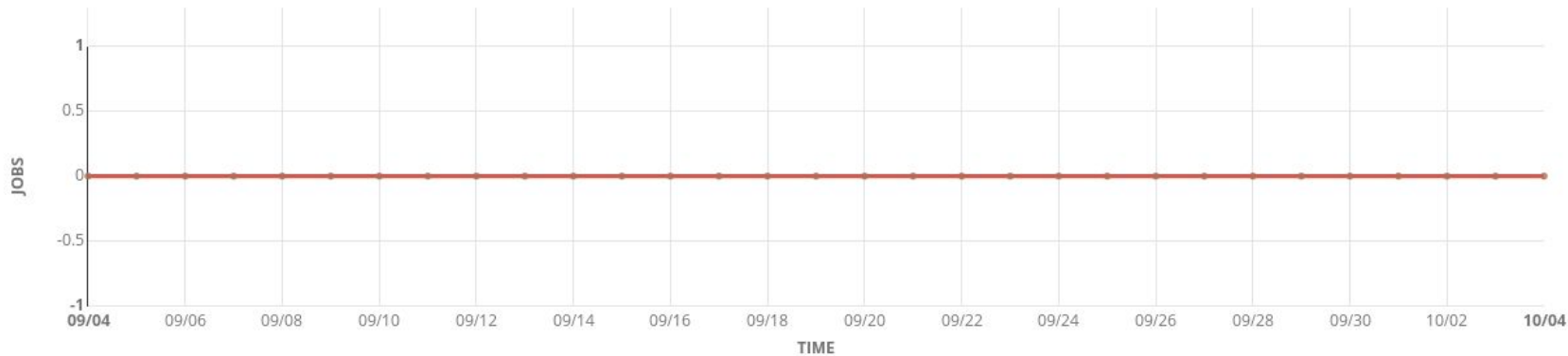
PROJECTS

0

PROJECT SYNC FAILURES

JOB STATUS

PERIOD  JOB TYPE  VIEW



RECENTLY USED JOB TEMPLATES

No job templates were recently used.  
You can create a job template [here](#).

RECENTLY RUN JOBS


No jobs were recently run.

INVENTORIES

INVENTORIES 1

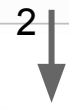
➔ [+ ADD](#)

NAME ▾ Search 🔍

NAME ▲	ORGANIZATION ▾	ACTIONS
  Demo Inventory	Default	 

ITEMS 1-1 OF 1





### NEW INVENTORY

- DETAILS
- PERMISSIONS
- GROUPS
- HOSTS
- SOURCES
- COMPLETED JOBS

\* NAME

DESCRIPTION

\* ORGANIZATION

INSIGHTS CREDENTIAL

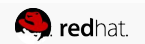
INSTANCE GROUPS ?

VARIABLES ? YAML JSON

```
1 ---
```



CANCEL SAVE





local

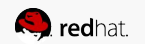
- DETAILS
- PERMISSIONS
- GROUPS
- HOSTS**
- SOURCES
- COMPLETED JOBS

RUN COMMANDS

+ ADD HOST



PLEASE ADD ITEMS TO THIS LIST





GROUPS 0

RUN COMMANDS

+ ADD GROUP

PLEASE ADD ITEMS TO THIS LIST

HOSTS 0

SYSTEM TRACKING

+ ADD HOST

PLEASE ADD ITEMS TO THIS LIST

## CREATE HOST

ON

DETAILS

FACTS

GROUPS

\* HOST NAME ⓘ

centos1

DESCRIPTION

centos #1

VARIABLES ⓘ

YAML

JSON

1 ---

CANCEL

1



SAVE

## local

DETAILS

PERMISSIONS

GROUPS

HOSTS

SOURCES

COMPLETED JOBS

RUN COMMANDS

+ ADD HOST

2



PLEASE ADD ITEMS TO THIS LIST

centos1

DETAILS FACTS GROUPS

\* HOST NAME ?

centos2

DESCRIPTION

centos #2

VARIABLES ?

YAML JSON

```
1 ---
```



CANCEL SAVE

local

DETAILS PERMISSIONS GROUPS HOSTS SOURCES COMPLETED JOBS

SEARCH [ ] KEY

RUN COMMANDS + ADD HOST

HOSTS	RELATED GROUPS	ACTIONS
<input checked="" type="checkbox"/> ON <input type="radio"/> centos1		

ITEMS 1 - 1

# Job templates

1

HOSTS

0

FAILED HOSTS

1

INVENTORIES

0

INVENTORY SYNC FAILURES

1

PROJECTS

0

PROJECT SYNC FAILURES

## JOB STATUS

PERIOD

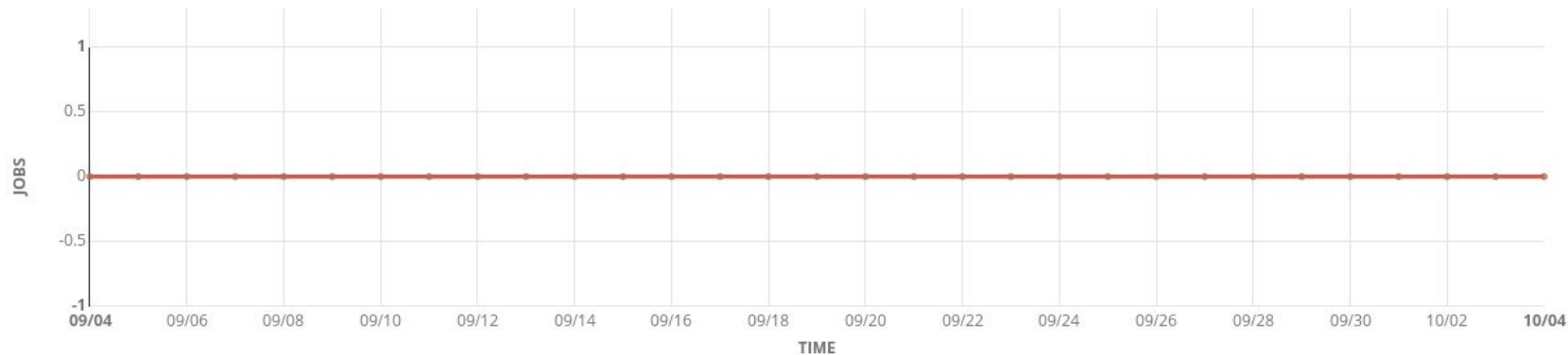
PAST MONTH

JOB TYPE

ALL

VIEW

ALL



## RECENTLY USED JOB TEMPLATES

No job templates were recently used.  
You can create a job template [here](#).

## RECENTLY RUN JOBS

No jobs were recently run.


JOB TEMPLATES 

JOB TEMPLATES 1

 [+ ADD](#)

NAME  

NAME <input type="checkbox"/>	ACTIVITY	LABELS	ACTIONS
-------------------------------	----------	--------	---------

<a href="#">Demo Job Template</a>			    
-----------------------------------	--	--	---

ITEMS 1-1 OF 1



### NEW JOB TEMPLATE

- DETAILS
- PERMISSIONS
- NOTIFICATIONS
- COMPLETED JOBS
- ADD SURVEY

* NAME <input type="text" value="Lab2"/>	DESCRIPTION <input type="text" value="Lab Ansible Workshop"/>	* JOB TYPE ? <input type="text" value="Run"/>	<input type="checkbox"/> PROMPT ON LAUNCH
* INVENTORY ? <input type="text" value="Local"/>	* PROJECT ? <input type="text" value="Local"/>	* PLAYBOOK ? <input type="text" value="lab2.yml"/>	
* CREDENTIAL ? <input type="text" value="MACHINE: Local"/>	FORKS ? <input type="text" value="DEFAULT"/>	LIMIT ? <input type="text"/>	<input type="checkbox"/> PROMPT ON LAUNCH
* VERBOSITY ? <input type="text" value="0 (Normal)"/>	INSTANCE GROUPS ? <input type="text"/>	JOB TAGS ? <input type="text"/>	<input type="checkbox"/> PROMPT ON LAUNCH
SKIP TAGS ? <input type="text"/>	LABELS ? <input type="text"/>	SHOW CHANGES ? <input type="text" value="OFF"/>	<input type="checkbox"/> PROMPT ON LAUNCH

#### OPTIONS

- Enable Privilege Escalation ?
- Allow Provisioning Callbacks ?
- Enable Concurrent Jobs ?
- Use Fact Cache ?

EXTRA VARIABLES ?    PROMPT ON LAUNCH

```

1 ---

```



CANCEL SAVE